

COMELIT



FEEL SECURE



DOOR ENTRY

SteelTouch: Where Design, Technology, and Security come together.

Introducing our latest entrance panel range — a fusion of advanced technology, elegant design, and durable security. SteelTouch is built to blend effortlessly into any setting, whether it's a private residence, apartment block, office, or mixed-use development. It offers exceptional performance, an intuitive user experience, and the versatility to complement any architectural style.

COMELIT HAS BEEN SHAPING THE FUTURE OF SECURITY SINCE 1956, TURNING VISION INTO REALITY.

A Legacy of Leadership and Innovation

For nearly 70 years, Comelit has been internationally recognised as a pioneer in door entry systems, renowned for the quality, innovation, reliability, and ease of installation of our solutions.

Over the years, we've expanded our expertise across the full spectrum of security technologies, including access control, fire safety, video surveillance, home automation, and intruder alarms.

Our growth has been driven by strategic acquisitions and a strong investment in research and development. With dedicated R&D centres in Rovetta, Bergamo, Tunis, and Paris, we've established specialised hubs of excellence. These include PAC in the UK, Teletek Electronics in Bulgaria, Blueprint in Italy, and most recently, Ingenium in Spain.

Today, our global presence extends far beyond our Rovetta headquarters, with 10 international subsidiaries, 8 R&D centres, over 1,000 employees, and operations in more than 90 countries.

This solid foundation empowers us to deliver greater value to our partners and end-users, fulfilling our mission to contribute every day to a safer, more secure world.

“Comelit's history has been built on the trust of those who choose us for their projects, and the successes we've achieved together.”

SINCE **1956**

10
BRANCHES

90
COUNTRIES

1000
EMPLOYEES

8
R&D
CENTERS






SteelTouch: The Evolution of the Entrance

SteelTouch transforms the entrance experience, combining **contemporary design** with **intelligent functionality**. Its sleek stainless steel finish and responsive touch display bring a new level of **sophistication** to any reception point.

Available with **5" or 8" displays**, the SteelTouch range integrates seamlessly with both **Simplebus and IP (ViP) systems**, offering maximum flexibility across all types of installations — from individual homes and apartment blocks to offices and mixed-use developments.




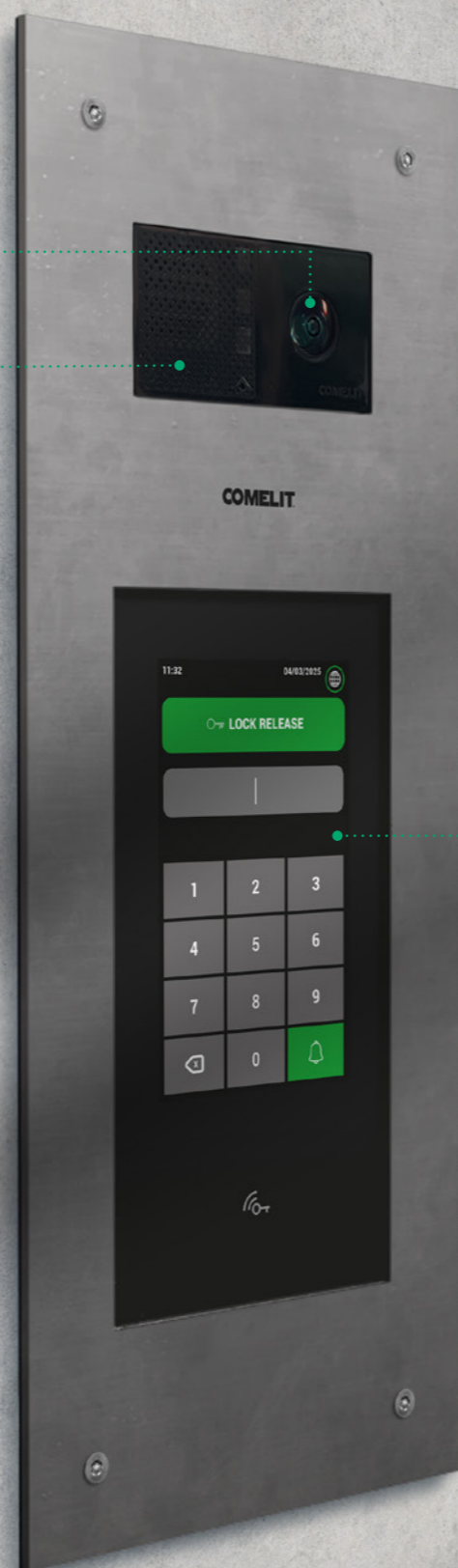
Wide-Angle camera

The integrated wide-angle camera offers an **expansive 160° field of view**, giving you complete visibility at the entrance. High-resolution imaging, combined with a **twilight sensor**, ensures clear, sharp visuals in all lighting conditions — enhancing security and awareness, even in low light.



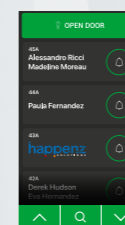
Advanced Digital Microphone

The **high-performance** digital microphone delivers crisp, **clear audio** without background noise. Purpose-built for outdoor use, it ensures reliable communication even in noisy or acoustically challenging environments.



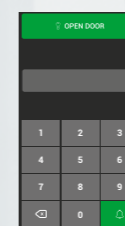
Touch Screen Interface

Available in 5- or 8-inch versions, the touchscreen interface is both intuitive and **feature-rich**. Users can search by name, use the numeric keypad, insert customised logos, and display a personalised welcome screen — all designed to deliver a simple, streamlined user experience.



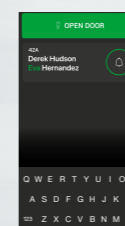
Directory

SteelTouch makes it easy to find users by swiping through the directory, just like on a smartphone. This intuitive approach is ideal for installations where you want all names displayed in alphabetical order.



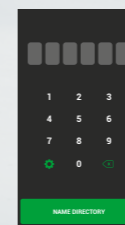
Direct Call

For added privacy or security, names can be replaced with flat numbers. The interface includes a numeric keypad, allowing users to dial a specific number directly to initiate a call.



Search

The on-screen QWERTY keyboard can be accessed anytime using the magnifying glass icon. In Address Book mode, simply type a name — or part of one — to instantly display matching contacts.



Access with a Code

Authorised residents or visitors can be assigned unique numeric codes. Entering the code directly on the screen unlocks the door or gate securely, with no need for a physical key or credential.



Durable by Design

Engineered from **2.5 mm thick AISI 316 stainless steel**, SteelTouch is built to withstand even the harshest environments. With high resistance to **impact** (IK08) and **weather** (IP65), it's ideal for outdoor use in both residential and commercial settings. Precision engineering and quality materials ensure lasting performance, combining durability, reliability, and a refined aesthetic that stands the test of time.



Twilight Sensor

SteelTouch features a built-in twilight sensor that automatically adjusts screen **brightness and camera lighting based on ambient conditions**. As daylight fades, the system optimises backlighting to maintain sharp images and clear visibility—without causing glare or leaving dark spots. This not only improves the user experience but also boosts energy efficiency by activating only when necessary.



Smart, Secure Access

Equipped with an **RFID reader** compatible with leading standards (MIFARE Classic and Desfire), SteelTouch offers quick, secure, and contactless access—ideal for modern residential setups. Credentials replace traditional keys, simplifying access control. Thanks to Wiegand output support, SteelTouch can **integrate with Comelit PAC control panels or third-party systems**, making it suitable for even the most complex installations.



A Perfect Fit for Any Setting

With clean lines, high-quality finishes, and a contemporary design, SteelTouch **suits a wide range of environments** — individual homes and apartment blocks to offices and mixed-use development entrances. It blends seamlessly with any exterior and is fully compatible with existing accessories, making it easy to retrofit and an ideal choice for upgrading older systems.

SteelTouch

Remote Name Management

Managing names has never been easier. With the MyComelit app, you can add or update names directly from your smartphone* — quickly and intuitively. It's a flexible and convenient feature, ideal for dynamic settings like apartment buildings, residences, offices, or shared spaces.



Choose the Right Monitor for Your System



Logos

Available in both handset and handsfree versions, LOGOS features a clean, minimalist design combined with exceptional durability — making it an ideal choice for a wide range of environments. Quick to configure via NFC, it's simple and reliable.



Logos Wi-Fi

LOGOS Wi-Fi brings together smart technology, convenience, and sustainability. With built-in Wi-Fi, it enables you to manage calls remotely and securely, giving you full visibility and interaction with visitors directly from your smartphone.



7Top

7TOP offers the ease of a 7-inch touch interface in a robust, modern design. Perfect for any setting, it lets you manage entrances, view notifications, and stay in control — all with a few simple taps.

*FEATURE CURRENTLY AVAILABLE FOR THE 5" VERSION. FOR THE 8" VERSION, INTEGRATION IS PLANNED FOR 2026.















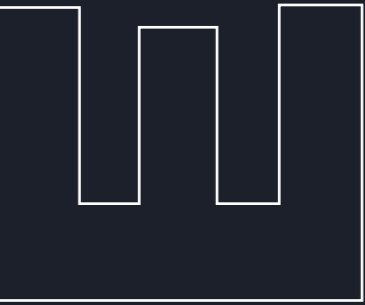
Article	IX1090	IX2090	IX8090	IX8090S	IX3453	IX3454	IX3454S
System	SB1 2 Wires	SB2 2 Wires	ViP (IP)	ViP (IP)	SB1 2 Wires	ViP (IP)	ViP (IP)
Display	5" LCD Touch	5" LCD Touch	5" LCD Touch	5" LCD Touch	8" TFT Touch	8" TFT Touch	8" TFT Touch
Camera Angle (HxV)	120° x 90°	120° x 90°	160° x 90°	160° x 90°	120° x 90°	160° x 90°	160° x 90°
Twilight sensor	Yes	Yes	Yes	Yes	Yes	Yes	Yes
Microphone	MEMS, omnidirectional	MEMS, omnidirectional	MEMS, omnidirectional	MEMS, omnidirectional	MEMS, omnidirectional	MEMS, omnidirectional	MEMS, omnidirectional
Audio technologies	Full-Duplex	Full-Duplex	Echo cancellation, noise reduction	Echo cancellation, noise reduction	Full-Duplex	Echo cancellation, noise reduction	Echo cancellation, noise reduction
Access control	RFID, code, Wiegand	RFID, code, Wiegand	RFID, code, Wiegand	RFID, code, Wiegand	RFID, code, Wiegand	RFID, code, Wiegand	RFID, code, Wiegand
Power supply	33VDC external	33VDC (from bus)	PoE (IEEE 802.3af)	PoE (IEEE 802.3af)	33VDC external	PoE (IEEE 802.3af)	PoE (IEEE 802.3af)
Protection	IP65 / IK08	IP65 / IK08	IP65 / IK08	IP65 / IK08	IP65 / IK08	IP65 / IK08	IP65 / IK08
Assembly	Flush-mounted (included) or wall-mounted with accessory that can be purchased separately	Flush-mounted (included) or wall-mounted with accessory that can be purchased separately	Embedding (included)	Wall-mounted (included)	Flush-mounted (included) or wall-mounted with accessory that can be purchased separately	Embedding (included)	Wall-mounted (included)
Programming	ViP Manager	ViP Manager	ViP Manager	ViP Manager	ViP Manager	ViP Manager	ViP Manager
Dimensions WxHxD (mm)	150 x 369 x 56	150 x 369 x 56	150 x 369 x 56	155 x 374 x 83.5	182 x 342 x 56	182 x 342 x 56	182 x 342 x 56
Complete data sheet							

Easy installation and total compatibility

SteelTouch comes pre-assembled and wired, **ready for installation**. It is compatible with previous series accessories (3one6 for the 8" version and Switch for the 5" version), simplifying upgrades and retrofits. Programming is done via ViP Manager software or USB port, with backup on microSD, offering flexibility and speed of operation even on site.

Accessories

PICTURE	ART.	DESCRIPTION	VERSION
	IX9151B	FLUSH-MOUNTED BOX FOR STEELTOUCH 5" Dimensions (W x H x D): 124 x 343.1 x 56mm.	5"
	IX9161B	SURFACE-MOUNTED HOUSING W/ RAINSHIELD FOR STEELTOUCH 5" Dimensions (W x H x D): 155 x 374 x 83.5mm.	5"
	IX9161A	SURFACE-MOUNTED HOUSING W/ RAINSHIELD + ACCESSORY FOR STEELTOUCH 5" Dimensions (W x H x D): 155 x 503 x 90.5mm.	5"
	IX9171B	SURFACE-MOUNTED HOUSING (WITHOUT RAINSHIELD) FOR STEELTOUCH 5" Dimensions (W x H x D): 155 x 374 x 64mm.	5"
	IX9100	BLANK FRONT PLATE FOR STEELTOUCH 5" Dimensions (W x H x D): 150 x 129.5 x 2.5mm.	5"
	IX9102	SIMPLEKEY FACILITY FRONT PLATE FOR STEELTOUCH 5" Dimensions (W x H x D): 150 x 129.5 x 2.5mm.	5"
	IX9104U	MAGNETIC INDUCTION FRONT PLATE FOR STEELTOUCH 5" Dimensions (W x H x D): 150 x 129.5 x 20 mm.	5"
	IX9156	FLUSH-MOUNTED BOX FOR ACCESSORY Dimensions (W x H x D): 124 x 110.5 x 55mm.	5"
	3460/6	FLUSH-MOUNTED BOX FOR STEELTOUCH 8" Dimensions (W x H x D): 164x323x56mm.	8"
	3462/6	SURFACE-MOUNTED HOUSING FOR STEELTOUCH 8" Dimensions (W x H x D): 180x340x56mm.	8"
	3458	ACCESS CONTROL MODULE FOR STEELTOUCH 8" Dimensions (W x H x D): 182 x 88 x 56 mm.	8"





SOUTHERN OFFICE

Unit 2B The Quad • Butterfield Business Park • Luton
Bedfordshire • LU2 8EF • UK

NORTHERN OFFICE

Waterside Court • 1 Crewe Road
Manchester • M23 9BE • UK

www.comelitgroup.com



Code
2G32001409

The brands and trade names cited in this publication are the property of their respective owners.
Product dimensions derived from the images are purely indicative.